

# *Gestural Trajectory*

*for 2 pianos and percussion*

*Kyong Mee Choi*

© 2005 Kyong Mee Choi All rights reserved



**INSTRUMENTATION**

*2 pianos*

*Large Tam-Tam*

*B. Drum*

*Timpano (30')*

*Thunder Sheet*

*Marimba (5 octave)*

*Vibraphone (3 octave)*

*Crash Cymbals*

*Suspended Cymbal*

*Maraca*

*Woodblock (5 pitches)*

*Bell crotales (D5, E5, G5)*

*Bamboo windchime*

*Rainstick*



# Setting

Piano 1

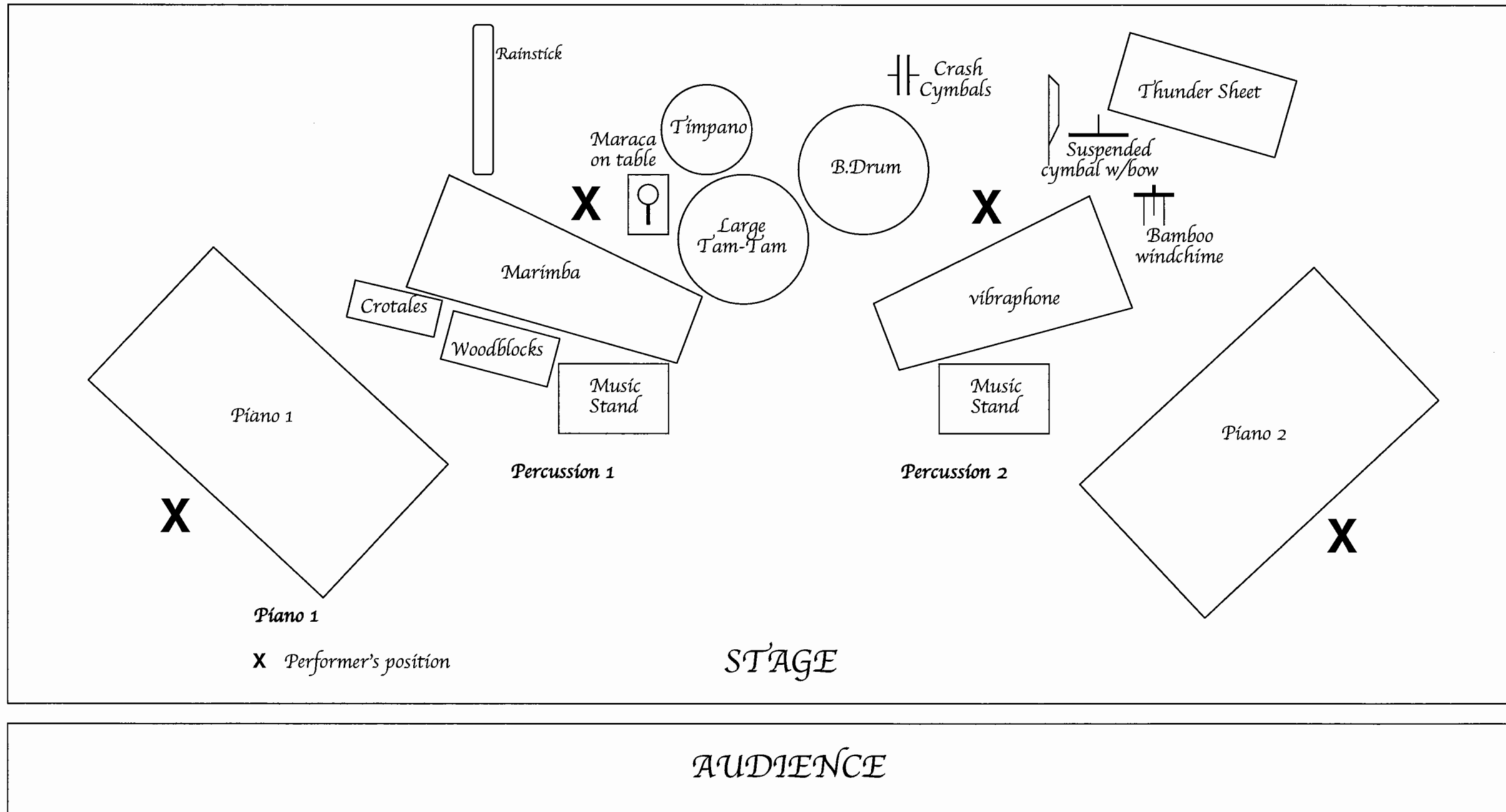
Percussion 1

Large Tam-Tam  
 Maraca  
 Timpano  
 Woodblock (5 pitches)  
 Marimba  
 Bell crotales  
 Rainstick

Percussion 2

B.Drum  
 Thunder Sheet  
 Bamboo windchime  
 Crash Cymbals  
 Suspended Cymbal  
 Vibraphone

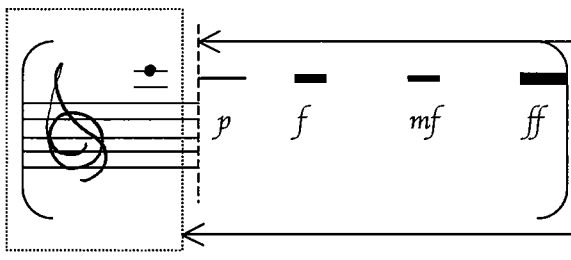
Piano 2




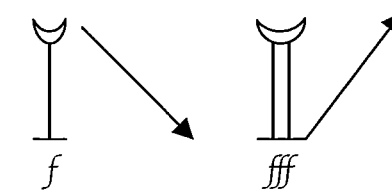


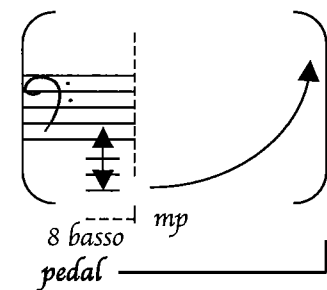
# Performance Notes

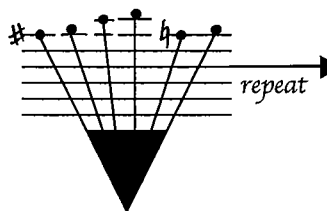
## Piano

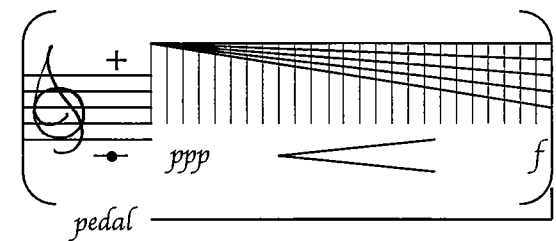
1.  Play the note after the dotted line with assigned dynamic (thickness) and duration (length)  
This area just shows which pitch has to be played.

2.  Muffle or stop the string inside with a finger before playing

3.  Scrape up or down one or two wound strings with fingernails or pluckstrum  
Two thin lines imply Two adjacent strings of the same pitch

4.  Strum the strings in the lowest region

5.  Play given notes as fast as you can keeping same order and repeat it until the end of arrow sign  
If there is no arrow sign, play as fast as you can without repetition

6.  Play faster and faster the designated note

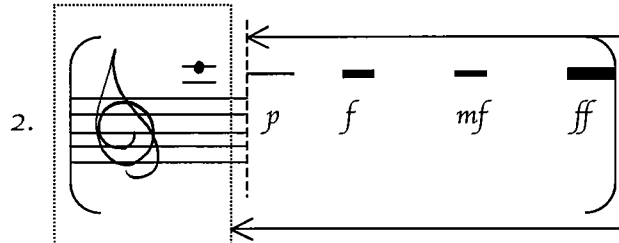


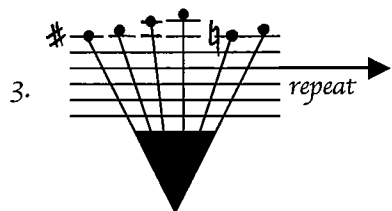


# Performance Notes


## Percussion

1.  *Very gradually increase dynamics with two mallets*

2.  *Play the note after the dotted line with assigned dynamic (thickness) and duration (length)*  
*This area just shows which pitch has to be played.*


3.  *Play given notes as fast as you can keeping same order and repeat it until the end of arrow sign*  
*If there is no arrow sign, play as fast as you can without repetition*

4.  *Play faster and faster the designated notes*

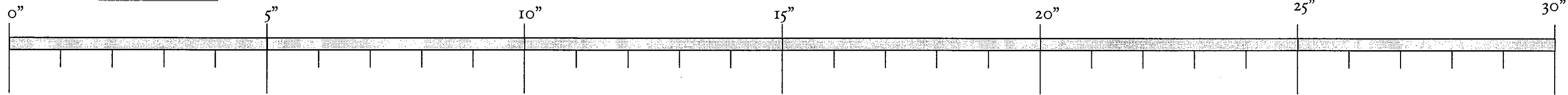
5.  *For Tam-Tam and B.Drum- Rub mallet from the black dot and go inside as a cycle*

Part 1

1



\* Small drawings are used to show the compositional tool, not for the performance.



intensive calmness, dramatic motion

very short pause before attack

percussion 1

Large Tam-Tam

tr softly increase resonance with two mallets

sudden mute at the end

no mute

pppp

f

fff

ppp

pppp

tr w/ left hand

percussion 2

B. drum

tr start with very subtle tremolo with two mallets

sudden mute at the end

no mute

Thunder sheet

move back and forth enough to be heard

tr

subtly emerge into piano sound (after 7) with two soft mallets

pppp

f

fff

ppp

p < f > mf < ff > p

pppp

piano 1

Inside of piano

8va

+

#

pedal

meditatively number indicates the order of events

1 2 3 4 7 10 13 15

p f mf ff mp ppp mp fff

piano 2

Inside of piano

+

#

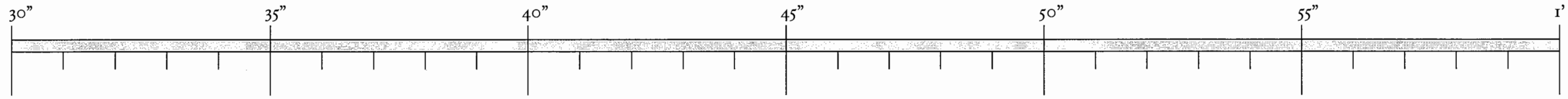
pedal

meditatively number indicates the order of events

5 6 8 9 11 12 14 15

ppp

f



**percussion 1**

put down on the table with cloth to mute

sudden stop at the end

no mute

very short pause before attack

30 Timpano (30') (D2-if there is no indication keep D2 for the rest part)

tr start with piano plucking

very short pause before attack

**percussion 2**

sudden mute at the end

no mute

move back and forth loudly enough to be heard along with the tail of Gong sound

Bamboo windchime

Suspended Cymbal

shift to two mallets

very softly but should be heard

tr

very short pause before attack

**piano 1**

strike only one time and let sound sustain through pedal

8 va

8 basso

Inside of piano

pedal

**piano 2**

8 basso

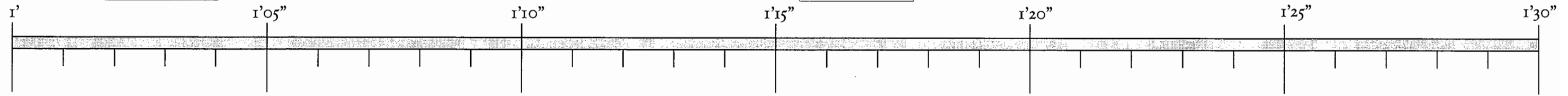


Inside of piano

pedal

Detailed description: This block contains the musical score for percussion 1, percussion 2, piano 1, and piano 2. Percussion 1 starts at 30 seconds with a timpano roll (D2) that begins with piano plucking and ends with a sudden stop. Percussion 2 starts at 35 seconds with a bamboo windchime and a suspended cymbal, ending with a sudden mute. Piano 1 and 2 play chords starting at 17 and 16 seconds respectively, with specific dynamics and pedal markings. The score includes dynamic markings (f, fff, ppp, p, mf, ff, mp, pp) and performance instructions like 'strike only one time and let sound sustain through pedal' and 'muffle the string before playing use pedal all the way'.

Part 1

3



percussion 1

no mute

fff

ppp

rubber mallet

Wood block (alternating among three 1,3,5 pitch) with rubber mallet start right after two pianos play event 11

crispy sound

percussion 2

no mute

fff

move back and forth enough to be heard along with the tail of Gong sound

sensitively

ppp

p

f

mf

ff

p

ppp

p

f

mp

f

pp

Inside of piano

piano 1

8 basso

pedal

one hard strike and let go

fff

p

play with strong accent

2

5

8

10

3

5

7

9

11

13

15

16

fff

fff

fff

fff

p

f

mf

ff

fff

pp

mp

fff

Inside of piano

piano 2

8 basso

pedal

glissando only from A0 to B2 range

gliss.

fff

1

3

4

6

7

8

9

11

1

2

4

6

8

10

11

12

14

16

17

18

19

p

mp

ppp

fff

f

fff

mf

f

p

f

pp

f

p

f

fff

ppp

pp

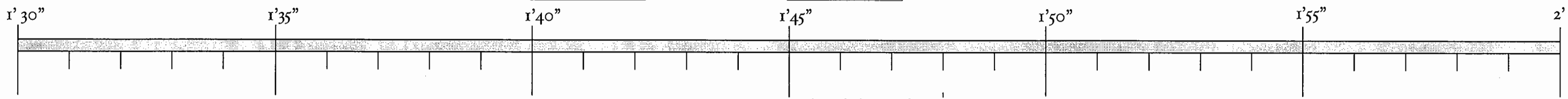

f

p

ff

ppp

Part 1 4



number indicates the order of events with piano 1  
freely from 9

percussion 1

5  
4  
3  
2  
1

fff ppp fff p f p < fff pp < fff

tr Smoothly raise/lower pitch from D-G-D

30

7

4 = 80

4 4 4 4

fff f p ppp

percussion 2

p < f > pp < f > pp < ppp

mute right after hit

fff f p ppp

tr

ppp

Inside of piano

piano 1

4 6 8

p f ppp f p f fff

pedal

f < fff

fff f p ppp

8va

p < fff > p < fff > ppp < fff

Inside of piano

piano 2

rub the strings in the lowest region with left hand from A0 to B2 range

gradually build into strumming on the strings from A0 to B2

bang clusters from A0 to B2

rub the strings in the lowest region with left hand from A0 to B2 range

pp < ff > ppp < f > fff

R.H.

L.H.

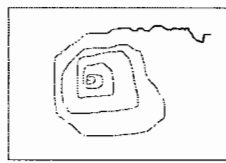

fff f p ppp

8 basso

pp < ff > ppp < f > fff

pedal

Part 1 5



2' 2'05" 2'10" 2'15" 2'20" 2'25" 2'30"

**percussion 1**  
*tr* *ppp* < *p* *ppp* *p* *p* *mp* *f* *fff*  
*Bell crotales with metal mallet* *D5* *f* *ff*  
*Tam-Tam: softly increase resonance position; begin on the black dot and go inside as a cycle*  
*make sure gong and b.drum doesn't line up for the crescendo*  
*sudden mute at the end*

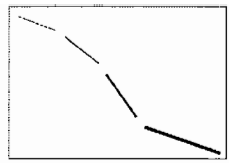
**percussion 2**  
*p* > *ppp* *p* > *ppp* *p* < *mp* *mf* *f* *fff*  
*position; begin on the black dot and go inside as a cycle*  
*sudden mute at the end*

**Inside of piano**  
*piano 1* *mf* *mf* *mp* *p* *mp* *p* *mf* *f* *fff* *fff*  
*right after gong is muted scrape with fingernail along string*  
*sudden mute at the end*

**Inside of piano**  
*piano 2* *fff* > *p* *fff* *pp* *fff* *mf* *f* *fff* *fff*  
*right after b.drum is muted scrape with fingernail along string*  
*after crotales*  
*sudden mute at the end*

*pedal*

Part 1 6



2'30" 2'35" 2'40" 2'45" 2'50" 2'55" 3'

**percussion 1**

no mute

*D5* *f*

*G5* *f*

*E5* *f*

*D5* *f*

1 2 3 5 7 10 11 13 15 16 19 20 22 24 go to marimba

*p* *f* *p* *f* *ppp* *ff* *p* *pp* *p* *ff* *fff* *pp* *ff* *ppp*

*fff* *ppp*

**percussion 2**

no mute

move back and forth enough to be heard along with the tail of Gong sound

4 6 8 9 10 12 14 15 17 18 20 21 23 25 26 27 28

*fff* *pp* *f* *p* *f* *pp* *f* *p* *f* *fff* *ppp* *pp* *f* *p* *ppp* *fff* *ppp*

*p* < *f* > *mf* < *ff* > *p*

**Inside of piano**

**piano 1**

one hard strike and let go

*fff* *p*

8 basso

pedal

**Inside of piano**

play with strong accent

*fff* *fff* *fff* *fff* *p* *fff* *p* *fff* *p* *fff* *pp* *fff* *pp* *fff*

8 basso

pedal

**Inside of piano**

**piano 2**

glissando only from A0 to B2 range

*fff*

8 basso

pedal

**Inside of piano**

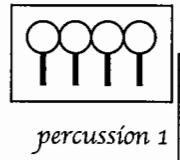
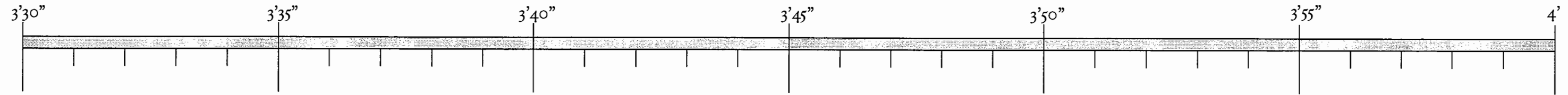
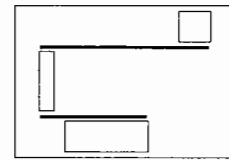
*p* *fff* *p* *fff* *p* *fff* *pp* *fff* *p* *fff* *pp* *fff* *ppp* *fff*

8 basso

pedal







percussion 1

*M*

*tr*

*ppp* *pp* *p* *mp* *fff* *fff* *p* *fff* *pp*

with same mallets

3

4

8va

5

4

3

2

1

7

*tr*

percussion 2

*tr*

no mute

*ppp* *pp* *p* *mp* *fff* *fff*

right after wooden block until marimba is done

right after wooden block until marimba is done

Inside of piano

piano 1

*ppp* *pp* *p* *mp* *fff*

pedal

high range string plucking

*pp* *mp*

piano 2

*tr*

*ppp* *pp* *p* *mp* *fff* *pp* *pp*

pedal

8 basso

lowest

8va

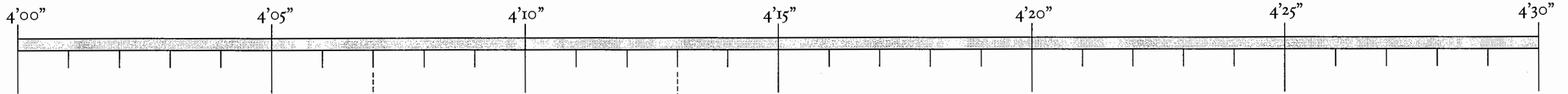

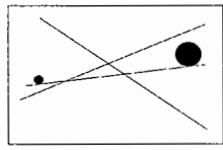
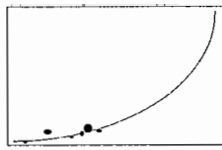
9

cluster with two hands

repeat

as fast as you can

Part 4 9



**percussion 1**

*M* *tr* *repeat*  
*as fast as you can*  
*as fast as you can*

*8va* *2* *#*  
*8va* *tr* *8va* *#*

*ppp* *pp* *p* *pp* *ppp* *p*

**percussion 2**

*merge into marimba*  
*tr* *subtly tremolo*

*ppp* *pp*

**Inside of piano**

**piano 1**

*3* *pp*  
*8 basso*

*6* *pp*

*4* *pp*  
*15ma*

**piano 2**

*arm cluster: as wide as you can very quietly*  
*pp* *pedal*

*8 va* *tr* *repeat*  
*pp* *pp* *p* *pp* *pp* *p*

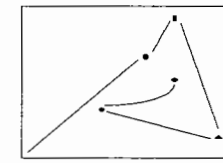
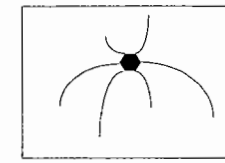
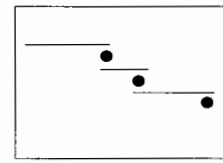
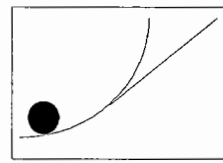
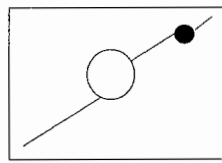
*1* *pp* *8 basso*

*repeat as fast as possible*  
*ppp* *pp* *pp* *pp* *p*

*pedal*

*♩ = 60*

Part 4 10



4'30" 4'35" 4'40" 4'45" 4'50" 4'55" 5'

**percussion 1**  
*M* as one gesture  
 8va  
 ♩ = 60  
 as one gesture  
 p < ff f fff tr pp pp fff fff fff ppp

**percussion 2**  
 pp p p p  
 go to vibraphone


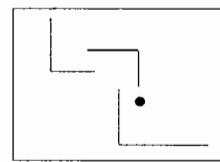
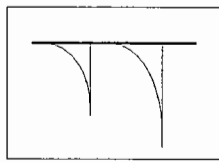
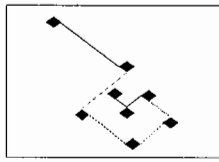
**Inside of piano**  
 strum the strings in the lowest region with left hand from A0 to B2 range  
 strum the strings in the lowest region with left hand from A0 to B2 range  
 with piano2 bang  
 8 basso mp fff  
 8 basso f f fff fff fff ppp  
 pedal

**piano 1**  
 8 basso pedal mp fff fff fff fff ppp


**piano 2**  
 cluster with two hands lowest fff  
 8 basso pp fff fff ppp

Part 5

11



5'00" 5'05" 5'10" 5'15" 5'20" 5'25" 5'30"



percussion 1

M

Musical notation for Percussion 1. It features a staff with a treble clef and a 7:4 time signature. The notation includes notes, rests, and dynamic markings. A box highlights the first two measures, and another box highlights the last two measures. A large 'M' symbol is at the beginning. Dynamics include *fff fp*, *ppp*, *p*, and *fff*. A crescendo and decrescendo hairpin are shown. Above the staff, there are four '4' characters.



percussion 2

Musical notation for Percussion 2. It features a staff with a treble clef and a 7:4 time signature. The notation includes notes, rests, and dynamic markings. A box highlights the first two measures, and another box highlights the last two measures. Dynamics include *fff fp*, *ppp*, *p*, and *fff*. A crescendo and decrescendo hairpin are shown. Above the staff, there are four '7:4' characters.

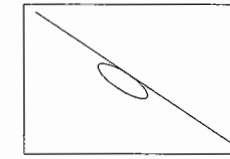
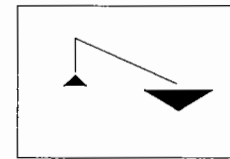
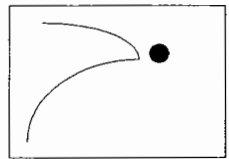

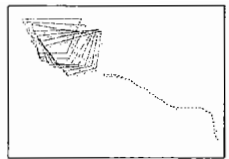
piano 1

Musical notation for Piano 1. It features a staff with a treble clef and a 5:4 time signature. The notation includes notes, rests, and dynamic markings. A box highlights the first two measures, and another box highlights the last two measures. Dynamics include *fff fp*, *ppp*, *p*, and *fff*. A crescendo and decrescendo hairpin are shown. Above the staff, there are four '5:4' characters.

piano 2

Musical notation for Piano 2. It features a staff with a treble clef and a 6:4 time signature. The notation includes notes, rests, and dynamic markings. A box highlights the first two measures, and another box highlights the last two measures. Dynamics include *fff fp*, *ppp*, *p*, and *fff*. A crescendo and decrescendo hairpin are shown. Above the staff, there are four '6:4' characters. A 'pedal' marking is present below the staff.

Part 5 12



5'30" 5'35" 5'40" 5'45" 5'50" 5'55" 6'

**percussion 1**

*M* *tr* *tr* *tr* *tr* *tr* *tr* *tr*

*pp* *mp* *pp* *pp* *p* *pp* *pp* *mp* *ppp*

**percussion 2**

*v* *tr* *tr* *tr* *tr* *tr* *tr* *tr* *tr*

*pp* *7:4* *mp* *pp* *pp* *p* *pp* *pp* *mp* *pp* *f* *pp*

*motor on*

**piano 1**

*tr* *tr* *tr* *tr* *tr* *tr* *tr* *tr* *tr*

*pp* *5:4* *mp* *pp* *pp* *p* *pp* *f* *pp* *mp* *pp*

**pedal**


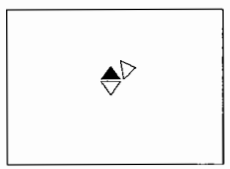
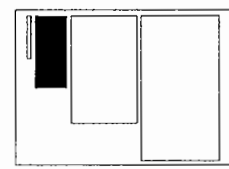

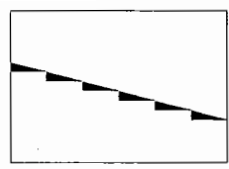
**piano 2**

*tr* *tr* *tr* *tr* *tr* *tr* *tr* *tr* *tr*

*mp* *pp* *pp* *p* *pp* *pp* *f* *p* *mp* *pp*

**pedal**

*C* *N* *C*  
play from center to node and to center



6'00" 6'05" 6'10" 6'15" 6'20" 6'25" 6'30"

percussion 1

M

*p* *pp* *mp* *ppp* *pp* *pp* *ff* *pp* *p* *pp*

percussion 2

*pp* *p* *pp* *mf* *p* *ppp* *f* *pp* *pp* *ff* *pp* *p* *pp*

piano 1

*pp* *p* *pp* *f* *p* *ppp* *pp* *pp* *pp* *p* *pp* *ff*

as wide as possible in the highest range

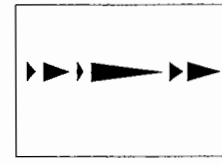
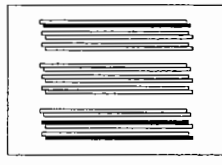
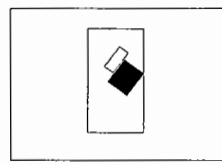
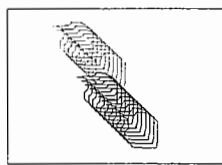
pedal

piano 2

*pp* *p* *pp* *ff* *ppp* *pp* *pp* *pp* *p* *pp* *ff*

as wide as possible in the lowest range

pedal



6'30" 6'35" 6'40" 6'45" 6'50" 6'55" 7'

$\text{♩} = 60$

*M*

percussion 1

6'30" 6'35" 6'40" 6'45" 6'50" 6'55" 7'

4 5 4 8

*pp* *ppp* *ppp* *fff*

6'40" 6'45" 6'50" 6'55" 7'

C N C

*ppp* *p* *ppp*

6'50" 6'55" 7'

*mf ppp mf ppp mf ppp mf ppp mf ppp*

percussion 2

6'30" 6'35" 6'40" 6'45" 6'50" 6'55" 7'

3 5 5 4 8

*pp* *ppp* *ppp* *fff*

6'40" 6'45" 6'50" 6'55" 7'

C N C

*ppp* *p* *ppp*

6'50" 6'55" 7'

*mf ppp mf ppp mf ppp mf ppp mf ppp*

piano 1

6'30" 6'35" 6'40" 6'45" 6'50" 6'55" 7'

4 5 4 8

*pp* *ppp* *ppp* *fff*

6'40" 6'45" 6'50" 6'55" 7'

*ppp* *p* *ppp*

6'50" 6'55" 7'

*mf ppp mf ppp mf ppp mf ppp mf ppp*

piano 2

6'30" 6'35" 6'40" 6'45" 6'50" 6'55" 7'

3 5 4 5 8

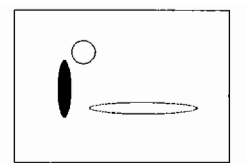
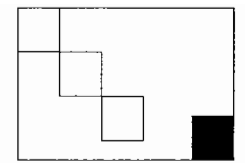

*pp* *ppp* *ppp* *fff*

6'40" 6'45" 6'50" 6'55" 7'

*ppp* *p* *ppp*

6'50" 6'55" 7'

*mf ppp mf ppp mf ppp mf ppp mf ppp*



7'00" 7'05" 7'10" 7'15" 7'20" 7'25" 7'30"

no mute: let it resonate naturally

percussion 1

pp fff pp fff mf mf tr increase resonance softly p < f p < f fff ppp pp ppp

percussion 2

motor on motor off motor on (#)

pedal p fff fpp f > p p < f p < f p pp

8va

hit highest range with palm

hit lowest range with palm

piano 1

fff fff fpp mp f > p p 8 basso p < fff p < fff p pp

pedal

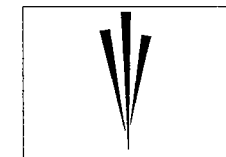
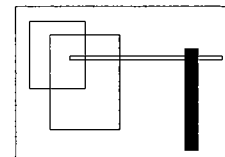
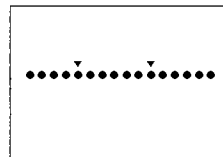
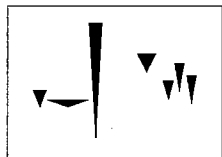
Inside of piano

piano 2

8 basso pedal fff p < fff p < fff pedal ppp pp f p ff ppp



Part 7 16



7'30" 7'35" 7'40" 7'45" 7'50" 7'55" 8'

bell crotales with metal mallet

Diagram 1 (D5) **fff**

Diagram 2 (G5) **p**

Diagram 3 (E5) **pp**

30 rub with hands

Diagram 4 (30) *gliss. highest to lowest notes*

**fff** > **fff** > **fff** > **p**

percussion 1

5  
4  
3  
2  
1

**fff**

*tr* **ppp** < **mp** > **ppp**

*tr* **ppp** < **mp** > **ppp**

**pp**



$\text{♩} = 60$

Diagram 5 **ff** **f** **fff**

**ppp** **p** **ppp** **pp**

motor on

motor off

*gliss. for both white/black keys*

percussion 2

piano 1

8va

staccato, put paper inside

no staccato, lingering

8basso

pedal

**fff** **ff** **fff**

**ppp** **p** **ppp** **ppp** **p** **ppp** **fff** **fff** **fff**

Inside of piano

piano 2

pedal

**fff** **fff** **fff** **fff**

pedal

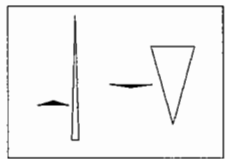
**fff** **fff** **fff**

pedal

**fff** **fff** **fff**

pedal

**p** **mf** **f** **ff** **fff** **fff** **fff**



8'00" 8'05" 8'10" 8'15" 8'20" 8'25" 8'30"

**percussion 1**

**percussion 2**

**piano 1**

**pedal**

**Inside of piano**

**piano 2**

**8 basso**

**pedal**

**cluster bang**

**fist**

**palm**

**right forearm**

**pp**

**ff**

**mp**

**p left forearm**

**right after piano 1's fist**

**fff sp**

**Timeline:** 8'30" to 9'

**percussion 1:** Includes a waveform icon and the instruction "also whisper with mouth; no definite pitch". Dynamics range from *ppp* to *p* until 8'35", then to *fff* until 8'50", and finally *ppp* to *f* with a "raise pitch from D-G" instruction.

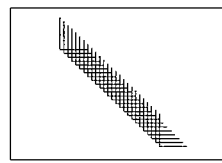
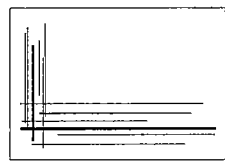
**percussion 2:** Includes a waveform icon and instructions "motor on" and "two notes tremolo". Dynamics range from *ppp* to *p* until 8'45", then to *fff* until 8'50", and finally *ppp* to *f* with a "very quietly" instruction.

**Inside of piano:** Includes a waveform icon and the instruction "with soft mallets".

**piano 1:** Includes a waveform icon and the instruction "lowest range". Dynamics range from *ppp* to *f* until 8'45", then to *pp*, *p*, *mf*, *p*, *pp*, *ff*, and finally *ppp* to *fff*. Includes a note with a 60-measure rest and an 8-basso instruction.

**piano 2:** Includes a waveform icon and the instruction "lowest range". Dynamics range from *ppp* to *f* until 8'45", then to *fff*, *p*, *p*, *fff*, *pp*, *fff*, *ppp*, *fff*, *ppp*, and finally *fff*.

**pedal:** Indicated for both piano parts.



9'00" 9'05" 9'10" 9'15" 9'20" 9'25" 9'30"

very short pause before attack

percussion 1

no mute

percussion 1 plays tam-tam & b.drum together as an attack while percussion 2 plays crash cymbals

no mute

fff

ffff

ppp

pppp

tr w/left hand

percussion 2

Crash cymbals

no mute

ppp

fff

fff

ppp

p < f > mf > p

pppp

piano 1

tr

with palm

8va

Inside of piano

with thundersheet; numbers between pianos indicate the order

1 2 3 4 7 10 13 15

p f mf ff mp pp mp fff

lowest pedal

ppp

fff

Inside of piano

piano 2

8 basso

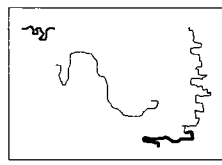
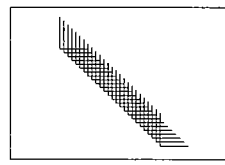
ppp

fff

pedal

ppp

f



9'30" 9'35" 9'40" 9'45" 9'50" 9'55" 10'

*percussion 1*

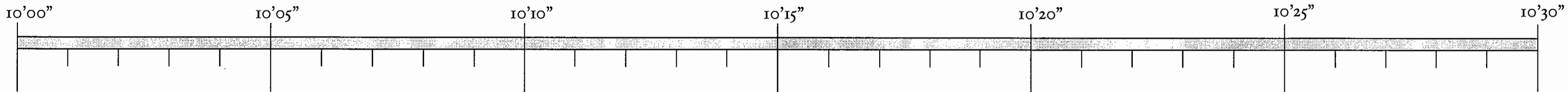
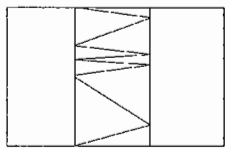

*percussion 2*

*piano 1*

*piano 2*

*8 basso*

*pedal*



percussion 1

*M* **C** *tr* **N** **C**

as fast as you can

rhythm & dynamics ad lib. keeping the order of notes

percussion 2

*v* **C** *tr* **N** **C**

as fast as you can

*ppp* *mp* *ppp*

rhythm & dynamics ad lib. keeping the order of notes

Inside of piano

piano 1

as fast as you can

*ppp* *mp* *ppp*

pedal


Inside of piano

piano 2

as fast as you can

*ppp* *mp* *ppp*

pedal



10'30" 10'35" 10'40" 10'45" 10'50" 10'55" 11'

percussion 1

Rainstick  
merge into piano 1 strum  
move slowly, quietly then gradually increase movement and volume

percussion 2

mouth vibrato - alternating between mouth and bow on same note

Inside of piano

piano 1

8 basso  
pedal

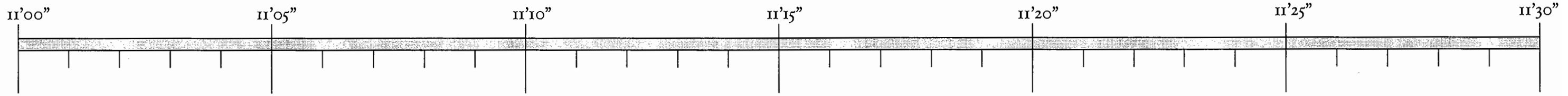
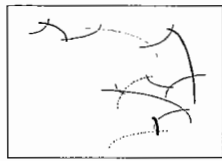
8va + staccato as lightly, as fast you can

Inside of piano

piano 2

pedal

8va + staccato as lightly, as fast you can



**percussion 1**

very gently *ppp* *p* *ppp* *p* *ppp* *p* *ppp* *p*

with same mallets

Rainstick merge into drum

very gently

**percussion 2**

with two mallets, subtle tremolo connect from vib. to vib.

very gently

**Inside of piano**

**piano 1**

gliss. very lightly on higher strings using both hands

*fff* *ppp* *ppp* *p* *ppp* *p* *ppp* *p* *ppp*

pedal *ppp* *p*

8 basso pedal *pp* very quietly, gently stum strings

**Inside of piano**

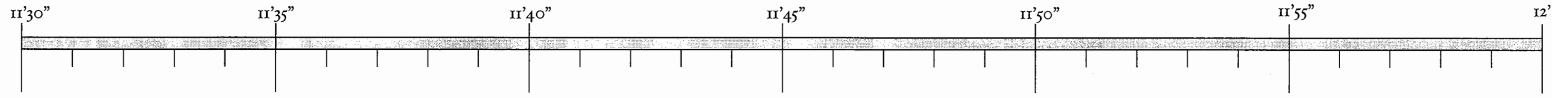
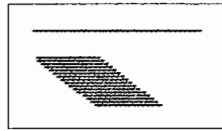
**piano 2**

very lightly as fast as you can

*ppp*

pedal





percussion 1

percussion 2

Inside of piano

piano 1

Inside of piano

piano 2